

MANUFACTURING WORKFORCE TRENDS

JULY 29, 2013

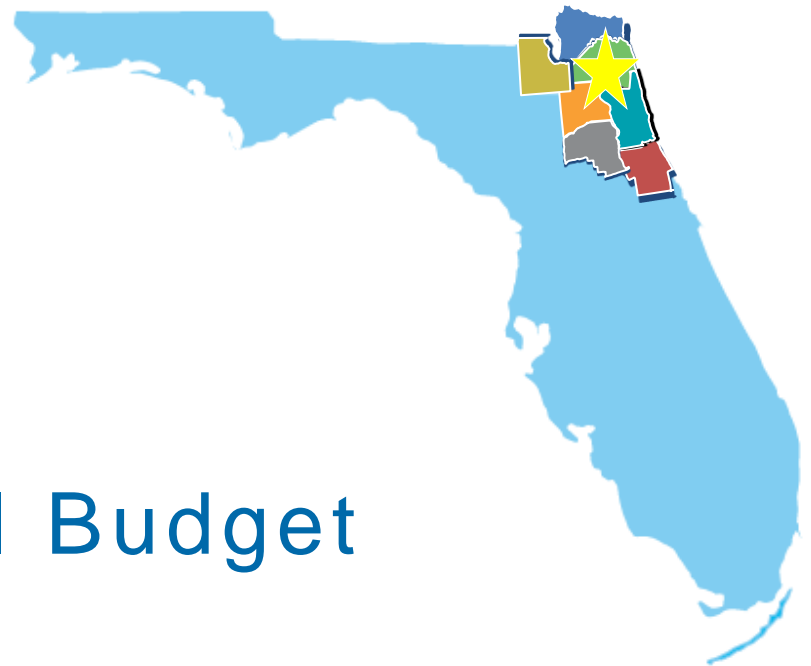


# ABOUT JAXUSA PARTNERSHIP

- Seven County Partners

- Baker
- Clay
- Duval
- Flagler
- Nassau
- Putnam
- St. Johns

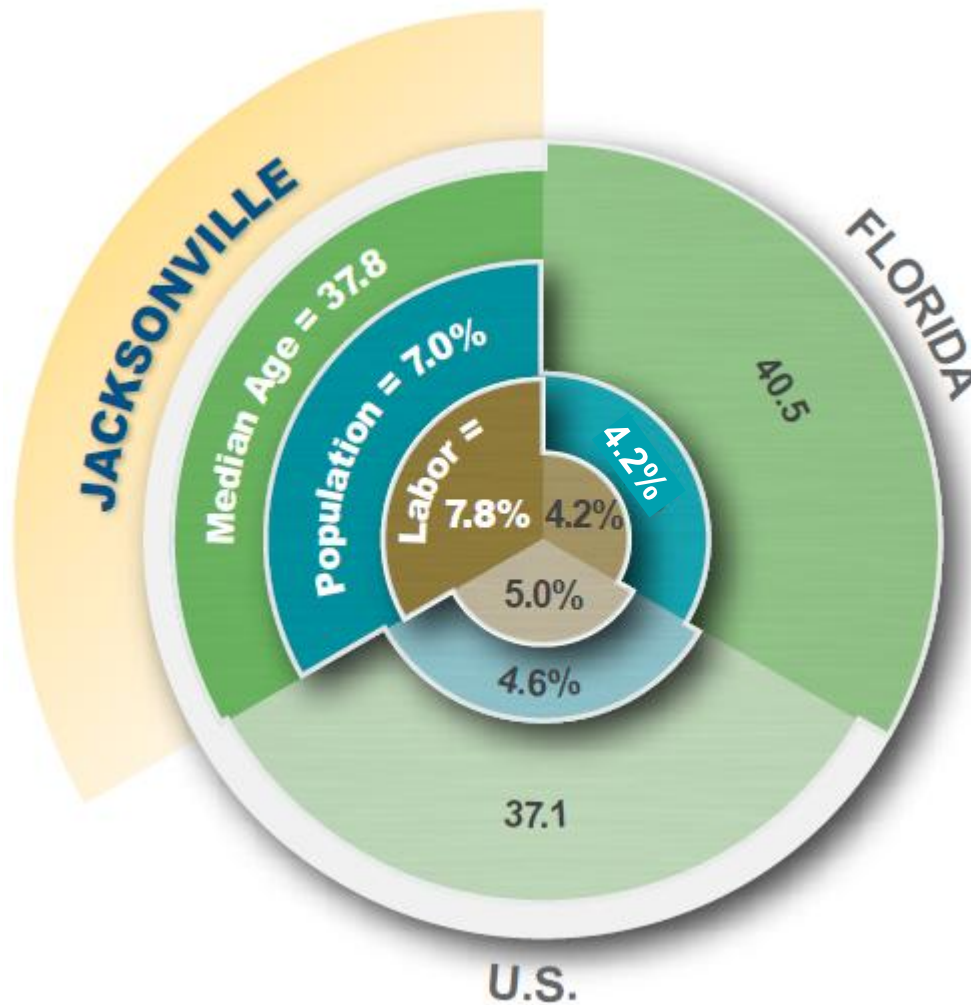
- \$2.75 Million Annual Budget



# TARGETED INDUSTRIES

- Advanced Manufacturing
- Aviation & Aerospace
- Financial Services
- Headquarters
- Health & Life Sciences
- Information Technology
- Logistics

# NORTHEAST FLORIDA – TALENT MAGNET



Median Age  
(2010-2015)



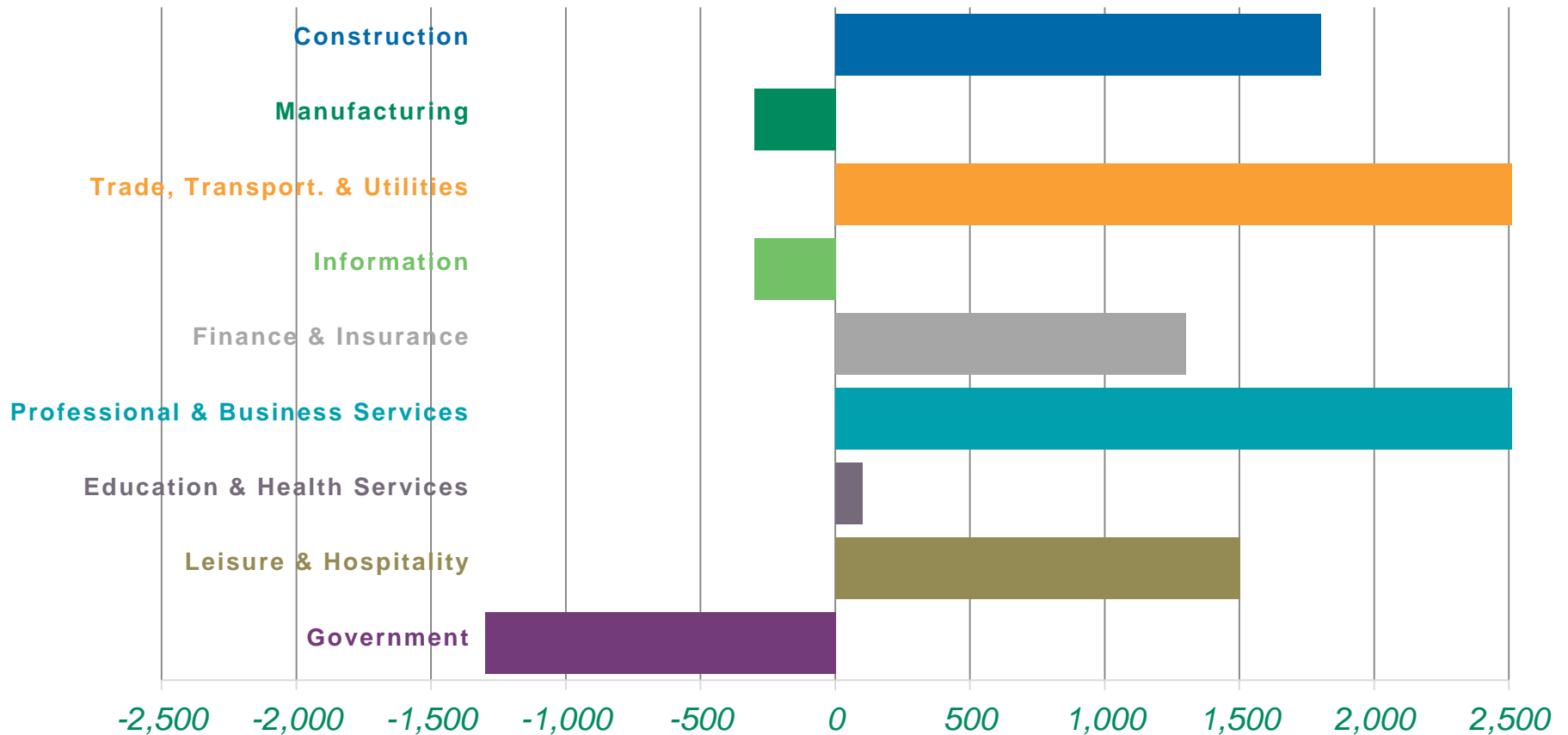
Projected Population Growth  
(2010-2015)



Projected Labor Force Growth  
(2010-2015)

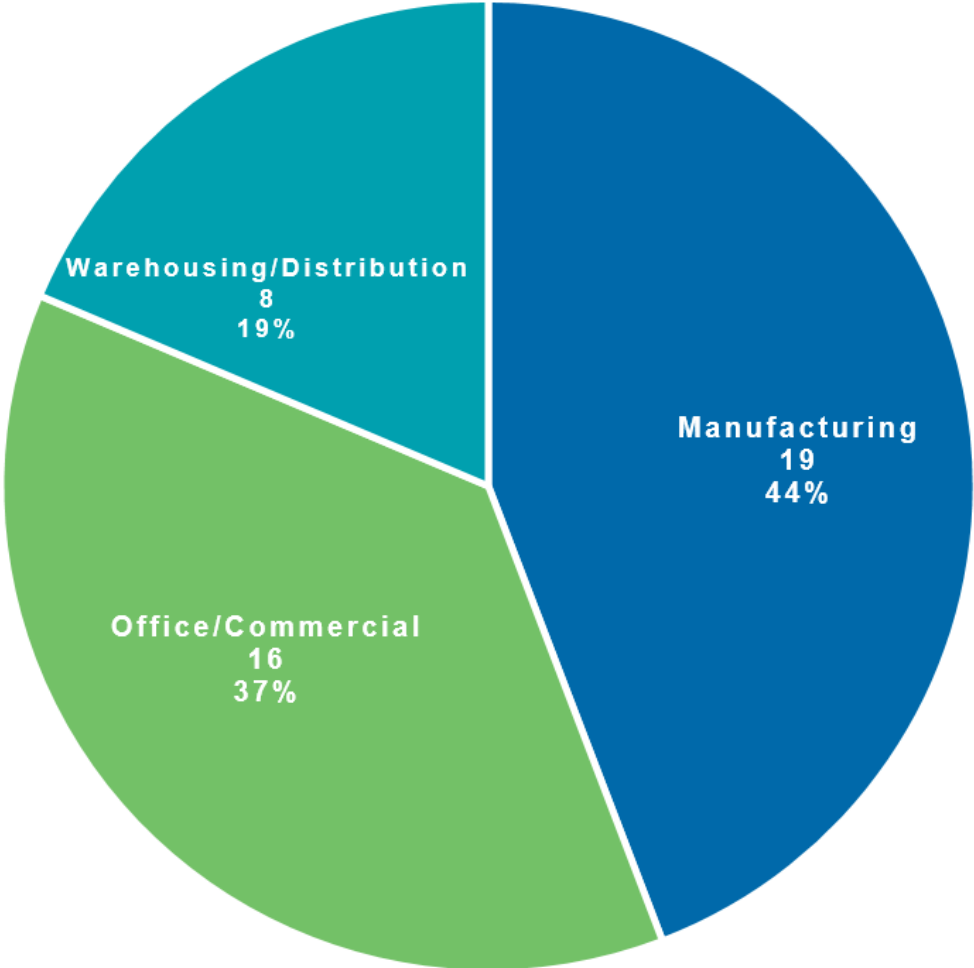
# FLORIDA'S REALIGNMENT OF JOBS

June 2012-June 2013



Source: Florida Department of Economic Opportunity, Labor Market Statistics Center, Current Employment Statistics

# PROSPECTS BY TYPE



July 2013

# ADVANCED MANUFACTURING VIDEO



# INDUSTRY LEADERS

FORTUNE  
500



MAJOR  
MANUFACTURING  
FACILITIES



RECENT  
ANNOUNCEMENTS





# AREAS OF MANUFACTURING EXCELLENCE

- Cecil Commerce Center
- Maintenance, Repair and Overhaul Workforce
- Device Manufacturing

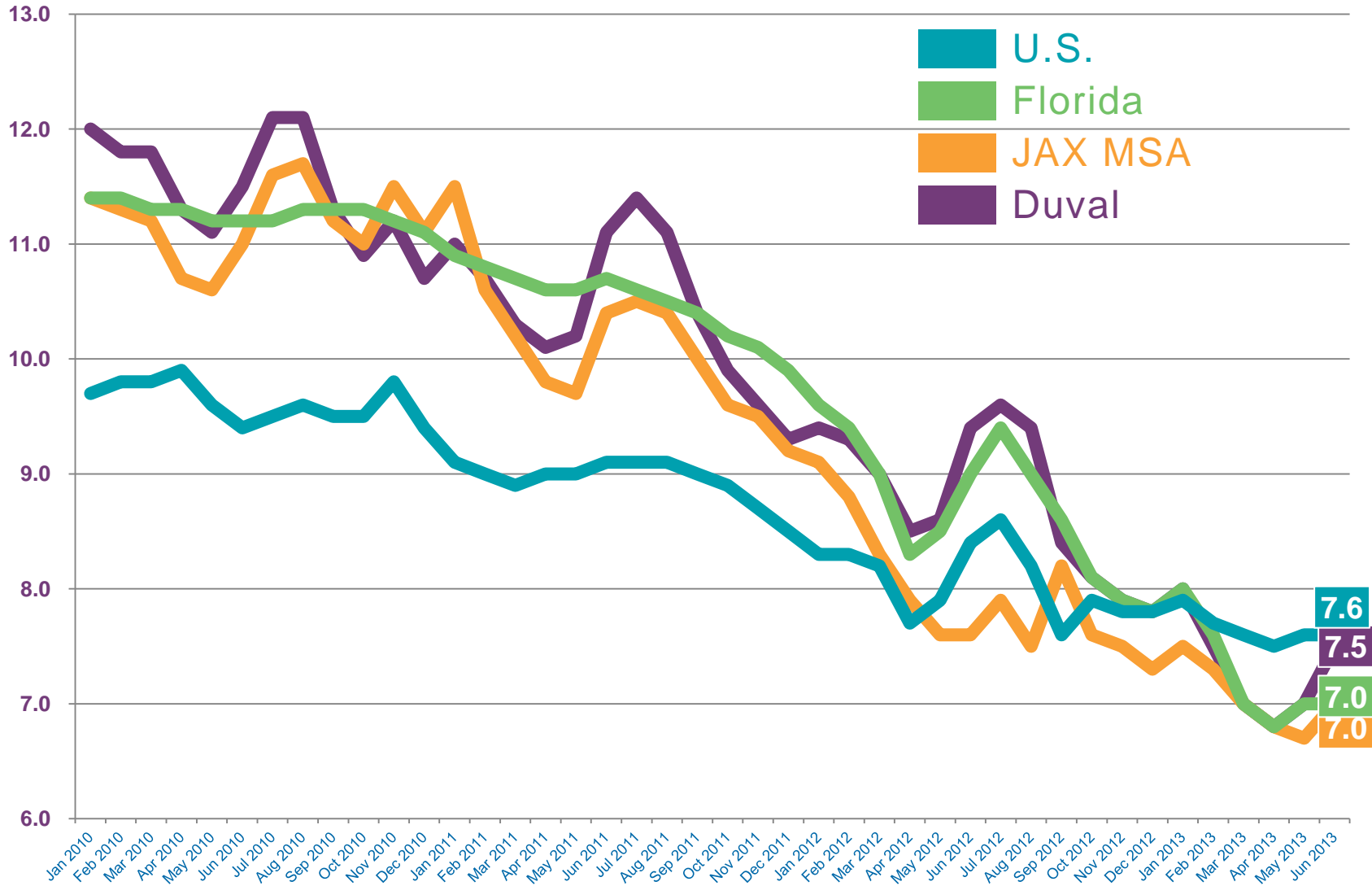
**Top 10 Best Cities  
for Doing Business**  
*INC.*

**Florida Ranked 5th  
Best Tax Climate  
in the U.S.**  
*TAX FOUNDATION*

**Top 10 Hottest Cities  
That Will Lead Job  
Growth through 2015**  
*BUSINESS 2.0*

# UNEMPLOYMENT

January 2010 – June 2013



# SKILL SETS EMPLOYERS DEMAND

- Basic skills in core competencies (math, reading)
- Some industry certifications/training programs help, others don't
- Critical thinking, problem-solving skills more in demand than ever
- IT skills required in vast majority of jobs
- Soft skills (communication, teamwork, reliability) continue to be weak according to employers

# TOP-GROWING MANUFACTURING SPECIALITIES

## Northeast Florida 7-County Region

Description	2011 Jobs	2012 Jobs	% change	# change
Boat/Ship Building & Repairing	1,582	1,797	13.6%	215
Gypsum Product Manufacturing	253	336	32.8%	83
Sawmills	186	236	26.9%	50
Plastics Material and Resin Manufacturing	102	122	19.6%	20
Fabricated Structural Metal Manufacturing	308	367	19.2%	59
Other Aircraft Parts and Auxiliary Equipment Manufacturing	419	482	15.0%	63
Aircraft Manufacturing	487	559	14.8%	72
Aluminum Extruded Product/Metal Can Manufacturing	678	772	13.9%	94
Perishable Prepared Food Manufacturing	193	218	13.0%	25
Motor Vehicle Body Manufacturing	194	216	11.3%	22
Ornamental and Architectural Metal Work Manufacturing	195	216	10.8%	21
Aircraft Engine and Engine Parts Manufacturing	709	765	7.9%	56
Ophthalmic Goods Manufacturing	1,684	1,747	3.7%	63

Source: Source: QCEW Employees - EMSI 2013.2 Class of Worker

# TROUBLING WORKFORCE TREND

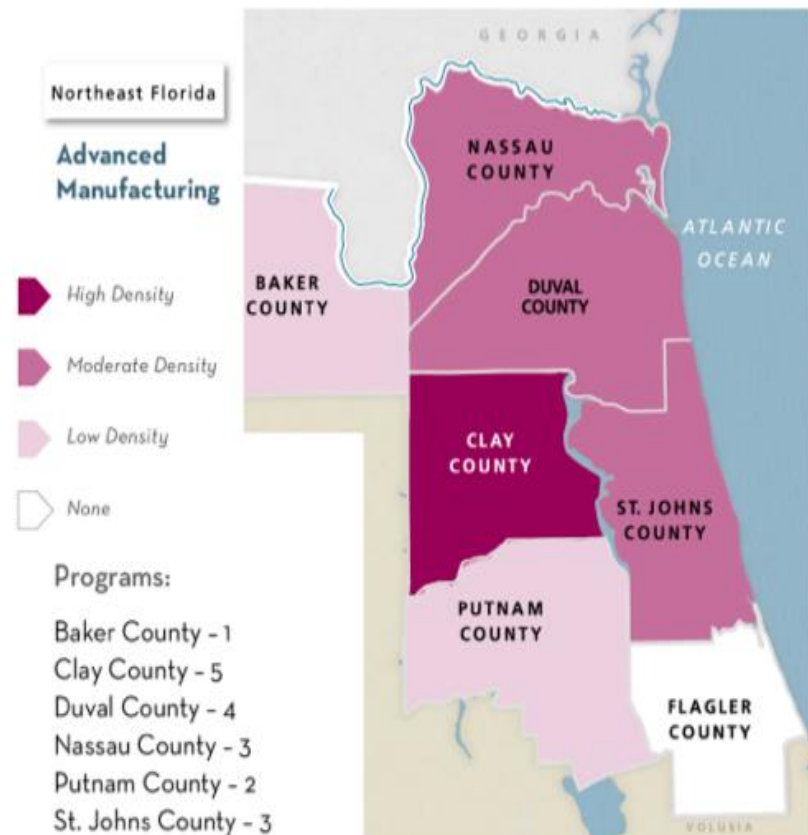
After decades of job losses, US manufacturing has started to make a comeback—but **women are not sharing** in these gains.

Men **gained 535,000** manufacturing jobs between January 2010 and February 2013, while women **lost 18,000** manufacturing jobs over the same period.

*National Women's Law Center, March 25, 2013*

# ATTRACTING NEW TALENT TO MANUFACTURING

- Need to shed outdated image of dirty, physical environment
- Greater career awareness needed beginning in middle school
- Career academies in region an asset



# QUESTIONS?

## Contact Information

Aaron Bowman  
abowman@jaxusa.org  
904-366-6670

