
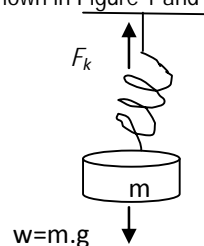
	HIGH SCHOOL	
	SUNHYDRAULICS	
	What's a Matter? Student Scenario and Instructions	
		<b>GRADE LEVELS</b>
Students are challenged to understand general properties of matter and the importance of the appropriate selection of a unit system in the design and manufacturing processes.		9-11
<b>TARGETED SUBJECT AREA/S</b>		<b>MANUFACTURING PHASE</b>
Science, Introduction to Science, Computer Technology, Math and Tech Ed		Test & Design
<b>LEARNING OBJECTIVES</b>		<b>TIME FRAME</b>
<ol style="list-style-type: none"> <li>To understand the general properties of matter such as mass, volume, density, and weight.</li> <li>To understand and compare concepts of mass and weight, and its relation to volume and density.</li> <li>To manipulate variables and use the appropriate unit system towards desired computational outcomes.</li> <li>To integrate and apply science, math, and technology.</li> </ol>		2 class sessions (55 minutes each)
<b>SUNSHINE STATE STANDARDS ADDRESSED</b>		
SC.912.E.5.2, SC.912.E.7.1, SC.912.P.8.1, SC.912.P.8.2, MA.912.G.5.4, MA.912.G.2.2, MA.912.G.7.5, SC.912.L.17.1, MA.912.A.3.4, MA.912.A.3.5		
<b>MATERIALS</b>		
A plastic toy, four or more soda cans, a bag of cotton balls, a bag of sand enough to fill two soda cans, weight scale (optional), scissors, a piece of paper, an empty gallon of water, one liter bottle, golf ball, and beach ball.		
<b>LEARNING ACTIVITIES</b>		
<p><b>1. Review theory</b></p> <p><b>Matter</b> can be described as the substance that all objects are made of, everything you can touch is made of matter. General properties of matter include: mass, volume, density, and weight.</p> <p><b>Mass</b> is the amount of matter in an object, it is constant and does not change from one place to another. In most modern scientific work, physical quantities are measured in the international systems of units (SI). The SI unit of mass is kilograms (kg); the English unit is the pound-mass (lb).</p> <p><b>Volume</b> is defined as the amount of three-dimensional space occupied by a liquid, solid, or gas. The SI unit of volume is a cubic meter, other common units include liters, gallons, milliliters, teaspoons and ounces.</p> <p><b>Density</b> can be explained as the measure of the relative "heaviness" of objects with a constant volume. The formal definition of density is mass per unit volume. Density can be changed by changing either the pressure or the temperature. Water upon freezing becomes ice, the density of the water decreases by about 9%. The SI unit of density is kilogram per cubic meter (kg/m<sup>3</sup>), although grams per cubic centimeter (gr/cm<sup>3</sup>), kilograms per liter (kg/l), and pounds per gallon (lb/gallon) are also used. In chemistry, it is very common to compare the density of many substances to the density of water (1000 kilograms per cubic meter kg/m<sup>3</sup>).</p> <p>Regardless of size and shape, if the density of an object is less than that of a fluid, the object will float in the fluid. If the density of the object in the fluid is greater than the density of the fluid, the object will sink.</p> <p><b>Weight</b> is a measure of the heaviness of an object or the force which must be applied to support an object. It is explained by the force with which an object is attracted to Earth. The gravitational field of earth exerts an attractive force on all objects and causes object near the earth to have weight. Weight is equal to the mass of the object multiplied by the acceleration of gravity of the gravitational field.</p> $\text{Weight (kgm / s}^2\text{)} = \text{mass (kg)} \cdot \text{acceleration (m / s}^2\text{)}$ <p>The acceleration of gravity is approximately constant everywhere on the surface of the earth (about 9.8 m/s<sup>2</sup> or 32.2 ft/sc). The (SI) unit of weight is the Newton (N) = 1 kgm / s<sup>2</sup>. Weight can be expressed in kilogram-force, which is a non-SI unit of force, defined as the</p>		

force exerted by a one kilogram mass in standard Earth gravity (equal to 9.80665 Newton). Weight can also be calculated knowing the volume and density of the object of interest by the following formula:

$$\text{Mass}(\text{kg}) = \text{volume}(\text{m}^3) \cdot \text{density}(\text{kg} / \text{m}^3)$$

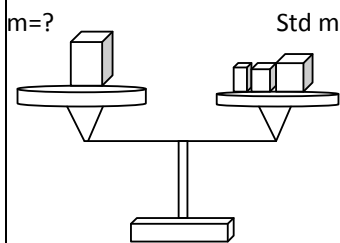
**Difference between mass and weight:** mass is a property of matter, whereas weight is a force that results from the action of gravity on matter: it measures how strongly gravity pulls on the matter. For example, on the surface of the Moon, gravity is much less (1/6 as strong as on the surface of the Earth). That is why astronauts weight less in the moon and look like they float; the downward force due to gravity is only 1/6 of the gravity on Earth. An astronaut's mass is still the same in earth or in the moon. Since mass is constant and does not change and earth's acceleration of gravity can also be considered constant, it can be implied that the weight of an object is proportional to its mass. That is why the standard weights used with balances are often labeled in mass units. For example, your weight is also known as body mass and is measured in kilograms (kg) or pounds (lb). Scales are usually the measuring instrument for determining the weight or mass of an object (if possible show a scale and ask students to check their weigh). The appropriate selection of the scale depends on the desired precision and how heavy the object is. Medical scales and bathroom scales are usually used to measure the body weight of human beings (figure 1). The spring scale is a simple system that uses a spring fixed at one end with a hook to attach an object at the other (figure 2). The traditional balance is a pivoted horizontal lever of equal length arms, called the beam, with a weighting pan, also called scale. It compares the mass of an unknown object in one scale pan to the mass of standard objects in the other. An example is a beam balance shown in figure 3. An analytical balance (figure 4), is used to measure mass to a very high degree of accuracy. The weighing pan(s) of a high precision (0.01 mg or better) analytical balance are inside a transparent enclosure with doors so that dust does not collect and so any air currents in the room do not affect the balance's operation.

**Measuring weight & mass:** *Weight*, the force of gravity on an object, is measured using a scale, whereas mass is measured using a balance. Photographs of two types of scales used to measure the force of gravity, an objects weight, are shown in Figure 1 and Figure 2. Both of these scales have a spring mechanism. The bathroom scale, Figure 1, has its spring located under the platform that you stand on. The hook scale, Figure 2, has its spring on its back side. The spring in a scale stretches (as in a hanging scale of a grocery store) or compresses (as in a simple bathroom scale) in proportion to how much the Earth pulls down on the object on the scale. The spring's displacement, the change of the spring's length, is directly proportional to the gravitational force applied by the object attached to the spring. Spring scales were first studied by Robert Hooke in the 17<sup>th</sup> Century and the following formula known as a "Hooke's law",  $F_k = -k \cdot x$ , is used to



calculate the pulling force caused by the force of gravity on the object connected to the hook. In this equation  $x$  is the letter used to represent displacement, length change, of the spring from its starting position before the object was attached to the hook. This displacement is often measured in meters, the SI units for distance. The weight of the object,  $F_k$ , exerted by the object on the hook has Newton, N, units in the SI unit system. The letter  $k$  in the equation is a proportionality constant that is also called a spring constant. The units of a spring constant, N/m, make sure that the units on both sides of the equal sign are the same. The spring constant is unique for every spring and depends on the material it is made of and other properties. If the value of the spring constant is known the weight of the object can be calculated using Hooke's equation for that spring. For example, in the cartoon above, if the spring constant is 16 N/m and the attached object displaces the spring 0.25 meters the weight of the object is 16 Newton/meter multiplied by 0.25 meters, (16 N/m) (0.25m). This means that the weight of the object is 4 Newton, (16 N/m)(0.25m)= 4 N.

**Mass** is measured using a balance. This change in measurement device reflects the difference in mass and weight. Mass is determined by comparing the mass of an unknown object to masses of known standard masses. The photograph of a beam-balance is presented in Figure 3.



Since this balance only compares the object's mass with a set of known masses, when the balance pans are in the horizontal position shown in the balance cartoon to the left, the object has the same mass as the sum of the standard masses. In practice, the object with the unknown mass is placed in one pan, and the standard masses are added to the other pan until the beam is as close to equilibrium as possible. In the case shown in the cartoon, the unknown mass on the left pan is equal to the sum of the three masses on the right pan. Balances can be used for accurate mass measurement. If the mass of the standard masses placed in the pan on the right are exactly known, the mass of the object on the left pan is also exactly known. The balance shown in Figure 4 is used to measure mass to very high degree of accuracy. These

balances are made with the best materials and are carefully assembled so that if you put the same object on the pan over and over again the balance gives the exact same answer over and over again. This type of balance is known as an analytical balance because the mass measurement is accurate, gives the correct answer, and precise, give the same answer over and over again.

## 1. What's a Matter?

In your groups, complete the table below.

Table 1. Properties of Matter-Exercises

Example

Item	Type of material (made of)	Volume	Mass/weight	Density
One quarter (25 cents)	Metals: nickel plated copper (8.33% Ni with the remainder Cu),	Data: diameter 24.26 mm (0.955 in), thickness 1.75 mm (0.069 in). What is the volume in mm <sup>3</sup> and in <sup>3</sup> ?	Mass of the 25 cents: 5.67 g	What would be the density in g/cm <sup>3</sup> and lb/in <sup>3</sup> ? If the coin is thrown to a pond, it will sink or float, explain?
Block of ice		Data: width 1 m, length 2.5 m, high 3.0 m. What is the volume in m <sup>3</sup> and in <sup>3</sup> units?	The block of ice is transported to the moon. What is the weight of the cube on Earth and on the moon ( kg . m / s <sup>2</sup> )? Ice's density: 0.92 g/mL, Moon's gravity: 1/6 of the gravity on Earth 9.8 m/s <sup>2</sup>	A block of common ice floats in liquid water, why?

**2. Rolling your weight**

An amusement park wants to build the fastest rolling coaster, in the shortest possible time, using a hydraulic power system. A fast acceleration is reached by powerful hydraulic pumps. At launch, hydraulic oil pumps from a reservoir into storage cylinders filled with nitrogen. The nitrogen compresses and acts like a spring, when pressure has built up, the train is ready to launch. Most of the valves and mechanical devices used to build rolling coasters are manufactured of aluminum. Because of its characteristics, aluminum is widely used in aerospace, building, and medicine. Aluminum is remarkable for the metal's low density and for its ability to resist corrosion. Figures 6 and 7 show examples of aluminum blocks used for hydraulic valves and manifolds.

Since there is not much time to build the roller coaster, the manufacture (the students) should plan the most efficient way of transport 56 blocks of aluminum to a warehouse using 5 carts. There are two types of blocks available B<sub>1</sub> and B<sub>2</sub>, these blocks will be transformed in small components of the rolling coaster's hydraulic system. In order to start the production, the manufacturer (the students) should calculate the following information:

- a) Maximum number of aluminum blocks B<sub>1</sub> that can be transported per cart
- b) Maximum number of aluminum blocks B<sub>2</sub> that can be transported per car
- c) Design the optimal distribution of the total aluminum blocks to be transported using 5 carts
- d) The designer informs that each aluminum block B<sub>2</sub> needs to have 10 holes (radius: 1 in, depth 2.5 in), see figure 7. Calculate the new weight of the block B<sub>2</sub>.

Data:

Density of aluminum 0.098 lb/in<sup>3</sup> or 2.7 g/cm<sup>3</sup>


Aluminum block 1: 21 blocks of 8.0 in x 8.0 in x 15 in

Aluminum block 2: 35 blocks of 5.5 in x 7.20 in x 10.0 in

Dimensions of the storage cart tray: 17 in x 40 in with a 10 in high support lip

Number of carts available: 5 units, maximum weight capacity: 775 lb

\*For safety reasons, aluminum blocks cannot be placed on top of one another



Extensions & Additional Resources

These sites are useful and can be applied at any point(s) during this lesson.

- <http://en.wikipedia.org/wiki/Matter>
- <http://en.wikipedia.org/wiki/Weight>
- Learning Challenges: <http://flate.pbwiki.com>
- Educational Pathways: <http://www.madeinflorida.org/Pathways.html>
- <http://www.educationalrap.com/son/weight-mass-volume-density.html>
- <http://www.floridastandards.org/Standards/FLStandardSearch.aspx>
- <http://www.wikihow.com/Design-a-Roller-Coaster-Model>
- [http://www.sunhydraulics.com/cmsnet/sun\\_homepage.aspx?lang\\_id=1](http://www.sunhydraulics.com/cmsnet/sun_homepage.aspx?lang_id=1)

Figure 1. Bathroom Scales



Figure 2. Spring



Figure 3. Traditional Scale-Beam Balance



Figure 4. Analytical Balance



Figure 5. Cork Floating in Water



Figure 6. Aluminum Blocs transported in carts



Figure 7. Aluminum Blocks used to build valves

